



KATCHY

MILKY WAY



Hi!

Thank you very much for purchasing the KATCHY insect trap!

We all want to get rid of the annoying fruit flies in our kitchen, gnats who live in our flowerpots and the mosquitos that disturb our sleep. KATCHY made a promise to help people with this issue and do something about it. After developing our product, we can now gladly say that our device will make your life much easier!

The insect trap is very simple to use - place the glue board on the bottom of the trap, plug it into the socket and press the standard or low setting. More information is provided in this user manual - how to set it up, the science behind UV lights and much more.

If you have any questions or concerns, please send us an email at help@katchybug.com. We will do everything possible to help you and make your user experience enjoyable!

From: KATCHY



MILKY WAY INSECT TRAP BY KATCHY

Between the UV light that lures them in, the fan that traps them, and the glue board that sticks even the smallest flying insects (e.g. gnats and fruit flies), the KATCHY Milky Way is the most comprehensive indoor bug trap on the market today.

The Milky Way has no chemicals, no odors, and no zapper, making it safe for the entire family. The quiet, non-intrusive design makes this the ideal bug trap for family households (up to 320 SQ FT), and is safe even for babies and small children to be around. While no anti-insect system is going to be 100% effective, the Milky Way is about as close as you can get.

Just place the trap as close to the insects as possible, leave it running overnight and plug it into the wall or USB power source. Enjoy a good night sleep and let it do the rest!

Choose: LOW SETTING OR STANDARD SETTING



To place a glue board on the bottom, hold the insect trap in your hands and open the storage box by pushing the "Push" button from the side. Take a glue board and remove the protective layer to expose the sticky surface. Place the glue board sticky side up on the bottom of the trap.

The trap uses a powerful fan to capture the insects, which is why it makes a low humming sound when operating.

When you switch the trap off, there's no need to worry — all the bugs sucked in will be stuck to the glue board and won't be able to get away.

Extra glue boards can be bought from the KATCHY Amazon store.



The insect trap can be made portable by plugging the USB cord into an external power source (e.g. a power bank or a laptop).

Works best in a closed and dark space, without human presence. Wondering why? 1. Bugs are attracted to UV light best seen in the dark. 2. Mosquitoes are more attracted to our body warmth and CO₂ we exhale.

THE SCIENCE BEHIND UV LIGHT AND INSECTS



The Milky Way unique bug trapping solution sends out an ultraviolet light on the 365nm-395nm wavelength (UV-A) to lure in insects of all kinds. UV-A region light is used regularly in insect control devices.

Bugs are then either dried up by the powerful fan or stuck on the glue board. The result is a reduced insect population in areas up to 320 square feet. The UV light used is 100% safe for both humans and pets as it works without using high voltage and without actually zapping the insects.

The UV light can flicker due to changing its wavelength or the light can be constant. Both are completely normal.

Why are insects attracted to the UV light?

We have all seen how insects are naturally attracted to light. It's pretty noticeable during the evenings when it's getting dark and the lights are on. But have you ever thought why that is?




Researchers have studied the impact of light on flies and have found that insects are particularly attracted to UV light because a fly's eye is made up of hundreds of tiny hexagonal lenses. Unlike humans, this allows them to see ultraviolet light. Other research suggests that insects see light at this wavelength as a sign of safety or as a tool to help them navigate.

You might already know that insect trap with UV light is not going to attract all species of bugs. The reason being, some insects have positive phototaxis that attract them to light while some have negative phototaxis causing them to be repelled by light. It appears that insects, like humans, have quite complex and diverse tastes in lighting.

TIPS FOR USING KATCHY'S INSECT TRAP

1. Close you windows and shut the doors.
2. Only use the trap at night - bugs are attracted to the UV light best seen in the dark.



3. Place the trap near the insects e.g near the fruit bowl, trash can or plants.



IMPORTANT SAFETY FEATURES

1. Do not mount the unit on a wall or other parts of the house.
2. Clean the caught and dead insects from the storage box frequently.
3. Never place fingers or hands, or insert any objects into the trap while it is connected to an electrical outlet.
4. Always disconnect plug before servicing, cleaning and when not in use.
5. Do not clean with water spray or other liquids.
6. For indoor domestic use.
7. Do not misuse power cord.
Keep power cord from heat, oil and sharp edges.
8. Not meant for 24/7 use.



**SAFETY
FIRST**

WHAT DOES KATCHY CATCH?

KATCHY CATCHES EFFECTIVELY



FRUIT FLIES



MOSQUITOES



MOTHS



GNATS

KATCHY IS **NOT** VERY EFFECTIVE WITH



FLIES

PRODUCT SPECIFICATION

Product name: Electrical Insect Trap “Milky Way”

Brand: KATCHY

Rated voltage: 5 V

Rated power: 5 W

Rated frequency: 60 Hz



YOUR SATISFACTION IS OUR PRIORITY


If you don't notice a difference after setting up the Milky Way, just contact us within one year for a prompt, full refund. Whether you want some peace from insects at home, on the road or on vacation, the versatile, portable, child-safe KATCHY insect trapper is your go-to indoor bug be-gone; add one or two to your cart today and enjoy life without the buzz!

TO CONTACT US

GO TO THE LINK


WWW.MANYCHAT.COM/L7/KATCHYBUG

OR SCAN THE QR CODE



OUR E-MAIL:

[**help@katchybug.com**](mailto:help@katchybug.com)



LIFE WITHOUT THE BUZZ



KATCHY